

WKA

Washington
Kitefliers
Association

A Letter From The President:

We begin a new year with a flurry of activity, what with charitable organizations all wanting to get their name before the public and calling on us to help them by having kite flies.

Washington Kitefliers Association will continue to have Sunday fly-ins a Gasworks Park and other parks throughout the area. Your editor is open to suggestions, let Louise Crowley know at 322-6360. At the WKA meeting Feb.17,1982, the kite show was discussed. It will depend on volunteers to see that the show goes as well as it has in the past.

Suzanne Sadow told the meeting about the committee system and as a result of that we now have committees for the following things:

- 1.Education - Carl Brewer 525-1149
Tom Sisson 725-3615
Suzanne Sadow 623-7095
Bob McCort 743-7081
- 2.Contests - Bill Lee 722-2564
John Dusenberry 784-4279
Bob McCort 743-7081
Jack Van Gilder 938-0550
Kevin Sanders 524-1705
- 3.Finance -Mike Aurigemma 633-4671
- 4.Telephone - Bob McCort 743-7081
Diane Aurigemma 633-4671
Julian Wolf 747-1347
Louise Crowley 322-6360
- 5.Special Events
Jack Van Gilder 938-0550
- 6.Kite Show -Milly Mullarky 453-9698

If you have a question, these people will have the answer or will get it for you in a short time.

As you may know, we exchange newsletters with clubs all over the world. These are at Great Winds Kite Store for you to browse through and find out what is going on in kiting throughout the world.

events in the works for this year:

An adult kite making class, a kite retreat and a dual kite meeting with the Vancouver Kite Club somewhere up North. Send your thoughts to Bob McCort. A kite tour by bus, to Vancouver and to the Tacoma Kite Contest could be a great way to get there and back after a long day of kite flying. Think about it could be fun!

In the past we have gone to day camps, libraries and schools and taught children how to make kites. This will continue with your help, please call me at 725-3615 to volunteer for such an activity. I hope to hear from you! It can be a very rewarding experience!

We want to thank Budd Krafft and Patricia Leza for running for Secretary/Treasurer. It was a close race but Budd got elected. Congratulations Budd!

WKA is a volunteer organization. Volunteers are what makes it work. Remember there are people out there that have never heard of us so take a little time to tell others about us. A picnic is in the future, August or Sept. My hope is it will be a good way for the WKA to say thank you to all the people we have worked with throughout the year. When you contact people write down their address and send it to Jack Van Gilder so we can send them an invitation to the picnic.

Tom Sisson
4653 S. Chicago St.
Seattle, WA 98118
725-3615

PAPER DRAGONS
Susan M. Schelz (age 14)

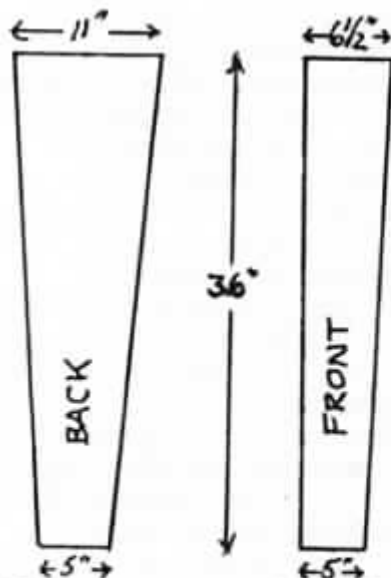

In March, kites bite the wind
and shake their paper scales.
They strain against their fiber chains
to free their dragon tails.

IN SEARCH OF THE BRITISH RAM
Les Varley, Victoria, B.C.

In the Winter/Spring '81 Kite Lines there was an ad about the new British Rams, including a small black and white picture of the new kite. Also in the same issue, Mel Govig reviewed some of the Ram's characteristics. I gathered that the kite was a low flier. This was somewhat of a challenge for further development and I was intrigued by the possibilities. [He certainly was. He's made eleven of them, working only from that picture and his extensive experience with parafoils, experimenting to raise the angle of flight. Apparently #11 finally satisfied him - his letter continues with instructions. —LC]

Seven tapered tubes of nylon, open at both ends, are sewn together with a two-point bridle. As only the overall measurements of the Ram are given in the ad, the patterns needed are problematical and had to be arrived at by experiment. It is apparent that the tubes are not really tubes but half-tubes, so two patterns are needed, one front and one back. All the back ones are sewn together with 1/4" overlap, and the same for the front ones. You now have two very different sized pieces. Sew together one end of front and back and turn the resulting large piece so that the stitching is hidden. Then proceed to stitch together starting to complete the first tube and then second tube, etc. To complete the last tube, turn it inside-out to stitch so that you end up with the same hidden stitches as the beginning tube. Apart from sewing tapes for the bridle at the two front corners, and the addition of a 12' bridle with a ring in the exact center, you are finished.

The #11 Ram flew at an angle equal to Parafoil, Flowform, and some Deltas. Be sure to use pleasant combinations of colors, the same color for the front and back of each tube. The light shines right through, and this is one of the brightest kites in the sky.



These measurements include 1/4" seam allowance on three sides; the trailing edge doesn't need a seam.

In the PMAF Data Letter, Margaret Greger writes "...I do like **Alliflex** [instead of the word sled]. Do you think it will catch on? What can we do to promote it? clean up our own language?" Guy Aydlett agrees, but fears that although Alliflex honors the late inventor William M. Allison, and is descriptive of the kite, four-letter words tend to prevail, however he also feels it is a good way to honor Bill Allison when we write or talk about his splendid kite-invention.


Consider Sewing

For those of you who are venturing into the world of sewing your own kites, there are two new resources available just in time for...Spring(?)!!!!

One is an almost bursting at the seams (no pun intended) article in the latest issue of Kitelines magazine. Gung ho author Bill Tyrrell, has jam-packed just about every imaginable technical tip into a very readable eight pages.

The second is fellow WKA member/expert Margaret Greger's latest book Simple Fabric Kites, which incidentally holds a few bonus plans for non-fabric kites. Simple Fabric Kites contains, in addition to basic tips, basic patterns for several sure flyers written for anyone who knows how to use a sewing machine and follow precisely worded directions. Included are the "Hornbeam Mark I" (a sled) (i.e., Alliflex), the stickless "Sutton Flow Form", Francis Rogallo's intriguing "Corner Kite".

These and other designs in the book range to cover varying degrees of sewing experience as well as various wind speeds, all explained with the author's generous guidance. Suzanne Sadow



The WKA Kite at the 6th Annual Pacific Rim Kitefest

COME TO THE 7th ANNUAL
PACIFIC RIM
KITE FEST

SUNDAY APRIL 18 NOON-3PM
RAINDATE - APRIL 25

PRIZES

FUN

FREE
BRING THE WHOLE
FAMILY - ALL YOUR
FRIENDS - HELP US
PAINT THE SKY

SMALL KITES
LARGE KITES
HIGH AS A KITE'S
HUGE PARAFOIL
STUNT KITES
FIGHTER KITES



AT VANIER PARK

BEHIND THE PLANETARIUM AT THE OCEAN
VANCOUVER'S MOST BEAUTIFUL

KITE SETTING
FOR INFORMATION PHONE MARCIA MADILL or
GLENN MILLER - 687-8041

CALENDAR OF EVENTS

ARCHIVES 2-1982

#2 -
FEB. -

March 7...WKA Sunday Fly-in, Gasworks Park, 1:30pm.

March 14..2nd Annual Kite Festival sponsored by City Kites, Gasworks Park, 12 noon. Bring a picnic lunch coffee and cake will be provided.

March 20.. "Fly A Kite for Sight" Wash. Society to Prevent Blindness. Gasworks Park 12:30 - 4:00pm

March 21.. "Fly A Kite for Sight" same sponsor, Redmond Marymoor Park soccer field 12:30 - 4:00pm

March 26..Media Event & Kite Hang Pacific Science Center A fun way for new members to get acquainted!

March 27/28 9th WKA Kite Show P.S.C. Bldg, 5 10am-6pm

March 27.. "Fly A Kite For Peace" Downtown Tacoma Assn. & KTAC Flying & kite workshops 9am on; contests at 11am. 8th & A Sts., Tacoma Rain date, April 3

April 18..Annual Great Pacific Rim Kite Festival Vanier Park, Vancouver B.C. 12:00 noon. (See photos) Call Milly for car-pool offer/request at 453-9698

May 2.....Victoria Kite Festival Clover Point Park, Victoria BC Contact Bernard Stewart 1615 Belmont Ave. Apt. 207 Victoria, BC V8R 3Y9 for info.

March Bonus

The WKA newsletter will hereafter be coming to you on even numbered months in order to avoid conflict with the AKA newsletter. Please send material to co-editors:

Milly Mullarky Louise Crowley
206 N. side Rd. 1815 18th Ave.
Bellevue, WA. Seattle, WA.

98004

98122



Washington Kitefliers Assn.
- newsletter written six
- (or more) times yearly.
\$5.00 yearly.
c/o Pacific Science Center
200 2nd Ave. No.
Seattle, WA 98109

CALENDAR OF EVENTS

- March 14.....2nd Annual Kite Festival, City Kites, Gasworks 12 noon.
- March 20....."Come Fly A Kite For Sight", Gasworks 12:30-4:00pm.
- March 21....."Come Fly A Kite For Sight", Marymoor Park, 12:30-4:00pm.
- March 26.....Media event and Kite-hanging Bee, P.S.C. 10:00am
- March 27/28.. 9th ANNUAL WKA KITE SHOW, P.S.C. Bldg. 5, 10:00am-6:00pm
- March 27....."Fly A Kite For Peace", Downtown Tacoma, 9:00am on.
- April 19.....Annual Great Pacific Rim Kite Festival, Vanier Park, Vancouver, B.C. 12:00noon
- May 2.....Victoria Kite Festival, Clover Point Park, Victoria, B.C.